


Read Me

Pro Tools M-Powered 7.1cs9 Update for Mac OS X 10.4

For Qualified M-Audio Devices with Pro Tools M-Powered 7.1 for Mac OS X 10.4 (“Tiger”) for PowerPC-Based Macs Only

 *This update will not work without Pro Tools M-Powered 7.1 for qualified M-Audio devices on Mac OS X 10.4 already installed.*

What's Fixed in Pro Tools M-Powered 7.1cs9?

Pro Tools M-Powered 7.1cs9 for Mac OS X 10.4 contains the following:

Fixed: Volumes with Japanese Naming Will Not Mount in DigiBase (Item #73463)

Volumes with Japanese naming will not mount in DigiBase and will not allow you to create a Pro Tools session without an error.

It was also not possible to create a Pro Tools session on a Japanese-named volume without getting an error.

Fixed: Some Automation Moves Could Be Written Incorrectly when Writing Immediately after a “Play” Command (Item#78032)

This could occur when touching a control immediately after a “play” command, but before the transport started moving.


Fixed: Potential Problems when Relinking Audio Files (Item #77061, #79230)

If DigiTranslator was not installed, Pro Tools would assign a new unique ID to a copy of an Avid audio file when using “Save A Copy.” This was because Pro Tools required DigiTranslator to read Avid unique IDs.

Files without unique IDs imported into Pro Tools could not be later relinked if the file name had later been changed by the user from the Finder level.

Pro Tools will now function in the following way:

- Automatically add a unique ID (as needed) to audio files when opening a session or importing audio.
- Recognize Avid unique IDs, even when DigiTranslator is not installed.

 *DigiTranslator is not compatible with Pro Tools M-Powered software.*

Fixed: When Using Network Home Directories, Pro Tools Would Not Launch if the Library/Preferences Directories Were Not on a Local File System (Item #78524)

Network Home Directories are sometimes used to provide the same settings and files to users on multiple machines on a network. This fix allows the Library/Preferences Directories to be on a Network Home Directory instead of being required to be on the individual local system.

Fixes Included from Pro Tools M-Powered 7.1cs8:

Fixed: Some International Characters Were Not Allowed in Pro Tools 7 Sessions (Item #71269, #76222)

German, Norwegian, Swedish, and French/French Canadian characters were affected. DigiBase search criteria was also affected.

Fixes Included from Pro Tools M-Powered 7.1cs7:

Fixed: Using “Import Session Data” and Choosing “Consolidate From Source Media” Would Post an Error (Item #72604)

The error posted was “Could not complete your request because Assertion in Cmn_Interval.cpp, line 210.”

Fixed: “Unexpected Quit” when Launched from a Non-Admin or Second Admin User Account (Item #75059)

The quit would occur after the Pro Tools icon bounced in the dock for a while.


Fixed: Problems when Launching in a Microsoft Active Directory Network User Configuration (Item #75908)

When using local storage the error posted was “Unable to Locate Digidesign Hardware.”

Fixed: Music Production Toolkit Would Not Work with Non-Admin Accounts (Item #75621)

The installer was not setting permissions correctly for the enabler files.


See “Additional Download for Optional Music Production Toolkit Owners” below for Music Production Toolkit cs7 installer.

 *Pro Tools M-Powered 7.1cs7 was the first CS release for Pro Tools M-Powered 7.1 (there were no cs1 through cs6 releases for M-Powered version 7.1).*

Who Should Use Pro Tools M-Powered 7.1cs9?

This update is recommended for all Pro Tools M-Powered 7.1 for Mac OS X 10.4 users and contains fixes in the following areas:

- Using volumes with Japanese naming
- Writing automation
- Better unique ID management
- Using Network Home Directories
- Using international characters
- Using “Import Session Data” with consolidation
- Non-admin or second Admin user accounts
- Microsoft Active Directory Network User Configurations

 *Important: Pro Tools M-Powered 7.1cs9 is provided as an interim “customer support (CS)” release to address the issues described. While our testing has not shown these changes to introduce other problems, this version has not been fully qualified by Digidesign.*

Updating Pro Tools

To update to Pro Tools M-Powered 7.1cs9:

- 1 Verify Pro Tools M-Powered 7.1 for Mac OS X 10.4 is installed on your M-Audio system.
- 2 Quit the Pro Tools M-Powered application if it is open.
- 3 Locate the Pro Tools M-Powered 7.1cs9 installer and launch it.
- 4 Follow the on-screen instructions to install Pro Tools M-Powered 7.1cs9.
- 5 When installation is complete, restart your computer.

This update installs the following files:

- Pro Tools M-Powered.app (v7.1cs9)
- DAE.framework (v7.1cs9)
- DigiMachOServices.framework (v7.1cs8)

Additional Download for Optional Music Production Toolkit Owners

Not Included With Pro Tools M-Powered 7.1cs7 or 7.1cs9 Downloads

The Music Production Toolkit cs7 installer fixes the following problem encountered with the original installer:

Music Production Toolkit Would Not Work with Non-Admin Accounts (Item #75621)

- The installer was not setting permissions correctly for the enabler files.
- This installer requires that you have Pro Tools M-Powered 7.1cs7 installed.

If you have already installed the Music Production Toolkit successfully on your Mac admin account, there is no need to download the cs7 installer. There are no changes to the actual software, only the installer behavior. The Music Production Toolkit file in your Digidesign/Pro Tools folder remains at version 7.1:

- MusicProductionToolkit.bundle