


Read Me

Pro Tools LE 7.1cs10 Update for Mac OS X 10.4 (PPC)

For Digi 002, Digi 002 Rack, Mbox or Mbox 2 Systems with Pro Tools LE 7.1 for Mac OS X 10.4 (“Tiger”) for PowerPC-Based Macs Only

 *This update will not work without Pro Tools LE 7.1 for Digi 002, Digi 002 Rack, Mbox, or Mbox 2 systems on Mac OS X 10.4 already installed.*


What's Fixed in Pro Tools LE 7.1cs10?

Pro Tools LE 7.1cs10 for Mac OS X contains the following:

Fixed: Importing Files By Drag and Drop Could Prevent The Session From Being Saved (Item #80417)

MP3, MP4, WAV and AIFF were affected.

A subsequent Save, Save As, Save A Copy or Auto-Backup would result in an assertion error.

 *This problem was inadvertently introduced in Pro Tools LE 7.1cs9.*

Fixed: Standard Type 1 MIDI files, exported from Pro Tools 7.x, could not be read by some applications (item #71254)

Fixed: Relink Problems When Using Mtools, Soundminer, or NetMix to import files (Item #81138)


Using “Automatically Copy on Import” created a duplicate file only when using Soundminer. Only the Pro Tools-created file (with an appended “2”) was assigned a Unique ID.

No Unique ID was being added to files imported by Mtools or Netmix.

The relink problems would occur when reopening the session.

Fixed: Problems When Launching in a Microsoft Active Directory Configuration (Item #75908)

When using local storage the error posted was “Unable to Locate Digidesign Hardware.”

 *This fix was previously issued in Pro Tools 7.1cs7, but failed in later versions due to an installer problem.*

Fixes Included from Pro Tools LE 7.1cs9

Fixed: Pro Tools Always Overwrites Automation in Existing Playlists when Using “Import (Session Data)—Overlay New on Existing Playlists” (Item #63172)

Pro Tools would not allow a session with a 2-hour start time to overlay automation data on a session with a 1-hour start time without clearing all automation before 2 hours on the destination session.

Automation cannot be “combined” with an overlay—the destination session’s automation will be replaced from the Session Start time of the source session.

Inserts and sends must be consistent between sessions or they may be overwritten.

Fixed: Volumes With Japanese Naming Will Not Mount in DigiBase (Item #73463)

Volumes with Japanese naming will not mount in DigiBase and will not allow you to create a Pro Tools session without an error.

It was also not possible to create a Pro Tools session on a Japanese-named volume without getting an error.

Fixed: Some Automation Moves Could Be Written Incorrectly when Writing Immediately after a “Play” Command (Item #78032)

This could occur when touching a control immediately after a “play” command, but before the transport started moving.

Fixed: Potential Problems when Relinking Audio Files (Item #77061, #79230)

If DigiTranslator was not installed, Pro Tools would assign a new unique ID to a copy of an Avid audio file when using “Save A Copy.” This was because Pro Tools required DigiTranslator to read Avid unique IDs.

Files without unique IDs imported into Pro Tools could not be later relinked if the file name had later been changed by the user from the Finder level.

Pro Tools will now function in the following way:

- Automatically add a unique ID (as needed) to audio files when opening a session or importing audio.
- Recognize Avid unique IDs, even when DigiTranslator is not installed.

Fixed: when Using Network Home Directories, Pro Tools Would Not Launch if the Library/Preferences Directories Were Not on a Local File System (Item #78524)

Network Home Directories are sometimes used to provide the same settings and files to users on multiple machines on a network. This fix allows the Library/Preferences Directories to be on a Network Home Directory instead of being required to be on the individual local system.

Fixes Included from Pro Tools LE 7.1cs8

Fixed: Some International Characters Were Not Allowed in Pro Tools 7 Sessions (Item #71269, #76222)

German, Norwegian, Swedish, and French/French Canadian characters were affected.

DigiBase search criteria was also affected.

Fixes Included from Pro Tools LE 7.1cs7

Fixed: Using “Import Session Data” and Choosing “Consolidate from Source Media” Would Post an Error (Item #72604)

The error posted was “Could not complete your request because Assertion in Cmn_Interval.cpp, line 210.”

Fixed: “Unexpected Quit” when Launched from a Non-Admin or Second Admin User Account (Item #75059)

The quit would occur after the Pro Tools icon bounced in the dock for a while.

Fixed: Problems when Launching in a Microsoft Active Directory Network User Configuration (Item #75908)

When using local storage the error posted was “Unable to Locate Digidesign Hardware.”

Fixed: Music Production Toolkit and DV Toolkit Would Not Work with Non-Admin Accounts (Item #75621)

The installer was not setting permissions correctly for the enabler files.

Fixes Included from Pro Tools LE 7.1cs6

Fixed: Could Not Always Copy Time Code Values from Region Start/End/Length Fields (Item #72677)


Copying from these fields was not possible if there was a time selection on a playlist or the timeline. This could also potentially affect some third party post applications that required the use of these fields.

 *Pro Tools LE 7.1cs6 was the first CS release for Pro Tools LE 7.1 (there were no cs1 through cs6 releases for Pro Tools LE version 7.1).*

Who Should Use Pro Tools LE 7.1cs10?

This update is recommended for Pro Tools LE 7.1 for Mac OS X 10.4 users requiring fixes in the following areas:

- Importing via drag and drop
- Exporting MIDI
- Better unique ID management
- Microsoft Active Directory Network User Configurations
- Using “Overlay” with “Import Session Data”
- Using volumes with Japanese naming
- Writing automation
- Better unique ID management
- Using Network Home Directories
- Using international characters
- Using “Import Session Data” with consolidation
- Non-admin or second Admin user accounts
- Copying/pasting time code numbers

 *Important: Pro Tools LE 7.1cs10 is provided as an interim “customer support (CS)” release to address the issues described. While our testing has not shown these changes to introduce other problems, this version has not been fully qualified by Digidesign.*

Updating Pro Tools

To update to Pro Tools LE 7.1cs10:

- 1 Verify Pro Tools LE 7.1 for Mac OS X 10.4 is installed on your Digi 002, Digi 002 Rack, Mbox, or Mbox 2 system.
- 2 Quit the Pro Tools application if it is open.
- 3 Locate the Pro Tools LE 7.1cs10 installer and launch it.
- 4 Follow the on-screen instructions to install Pro Tools LE 7.1cs10.
- 5 When installation is complete, restart your computer.

If you have installed previous updates, some file versions may not change. This update installs the following files:

- Pro Tools LE.app (v7.1cs10)
- DigiMachOServices.framework (v7.1cs10)
- DAE.framework (v7.1cs9)

Additional Downloads for Optional Toolkit Owners

(Not Included with this Pro Tools LE CS Download)

The Music Production Toolkit cs7 and DV Toolkit 2 cs7 installers fix the following problem encountered with the original Toolkit installers:

Music Production Toolkit and DV Toolkit 2 Would Not Work with Non-Admin Accounts (Item #75621)

- The installer was not setting permissions correctly for the enabler files.
- These installers require that you have Pro Tools LE 7.1cs7, 7.1cs8, 7.1cs9, or 7.1cs10 installed.

If you have already installed either Music Production Toolkit or DV Toolkit 2 successfully on your Mac admin account, there is no need to download the cs7 installers. There are no changes to the actual software, only the installer behavior. The Music Production Toolkit or DV Toolkit 2 files in your Digidesign/Pro Tools folder remain at version 7.1:

- MusicProductionToolkit.bundle
- DVToolkit2.bundle

Do Not Use These Toolkit Installers Unless You Already Own the Music Production Toolkit or DV Toolkit 2

These Toolkit installers require that you already have purchased the iLok licenses for Music Production Toolkit or DV Toolkit 2.

The software will not work without the required iLok licenses. There is no demo mode available.