



# Pro Tools LE & M-Powered 7.3 Software

Creative Audio Production Software for the Uncompromising Musician and Producer

## New Feature Highlights

### Music Creation

- Dynamic Transport mode improves loop composition workflows, allowing playback to operate independently of the current selection
- Loop playback automatically updates to incorporate edits on the fly
- Loop Trim tool allows you to easily turn audio or MIDI regions into loops
- Create Click Track command and preference
- Key Signature ruler enables key signature changes and transposition
- RTAS Engine error suppression options
- New DigiBase Loop Preview and Auto Preview options

### Editing & Mixing

- Add and reorder tracks; create, move, or copy inserts and sends; and adjust I/O routing on the fly
- Time Shift DigiRack plug-in delivers improved time compression/expansion
- Drag and drop plug-in settings from the DigiBase browser onto empty insert slots or active plug-ins for instant plug-in opening and setting recall
- Wide range of right-click contextual menus offers fast access to commonly accessed parameters
- Real-time automation graphics
- Default EQ and dynamics plug-ins allow for immediate access to commonly used plug-ins
- New preference automatically enables plug-ins for automation when added to a track

### Customization & Grouping

- Up to 99 Window Configurations to instantly recall custom view arrangements
- Customizable Zoom Toggle lets you define track view and height when zooming
- Continuously variable track height allows tracks to be instantly resized to any height
- Hide All Open Floating Windows command
- Easily insert and renumber memory locations
- Now 104 groups available (4 banks of 26 group IDs)

With exciting new music creation tools; more editing, mixing, and automation features; powerful customization and grouping options; and improved video functionality and post production workflows; Pro Tools® 7.3 software is a creativity-charged upgrade that's built for speed, empowering you to work smarter and faster than ever. Whether you're composing music or mixing audio for post production, this essential upgrade is packed with a wide range of new features and enhancements to ensure that you make the most of your creativity.

### Compose Music Easier

Creating music in Pro Tools has never been easier or more efficient, enabling you to concentrate on what matters most—your music.

### New Loop Features

The new Dynamic Transport mode improves loop composition workflows, allowing you to make changes on the fly without manually stopping and restarting the transport. Simply select a section to loop, place the Play Start marker (a new feature), start playback, and edit away. Easily adjust your selection's beginning and end points, move the Play Start marker to start playback from a different point, edit your tracks, move entire loop selections, and more—playback automatically updates to incorporate all of your changes on the fly. With the new Loop Trim tool, you can turn any audio or MIDI region into a loop instantly. And auditioning audio files is easier than ever: The new Loop Preview mode lets you quickly audition a selected REX or ACID file in the DigiBase™ browser, while Auto Preview mode allows you to audition single or multiple files automatically when selected.

### New Music Tools

The new Create Click Track command quickly creates an auxiliary click track with the DigiRack™ Click plug-in already inserted to help you keep

time. You can also set a preference to create a click track whenever you create a new session. The new Send to Sibelius command bridges Pro Tools with Sibelius notation software (sold separately), allowing you to export Pro Tools MIDI and Instrument tracks—complete with key changes—to Sibelius. And the new Key Signature ruler allows you to easily add, edit, move, and delete key signatures in your sessions. Add a key signature to define the key of a composition; edit it to change sessions or passages to another key. You can specify the mode (major or minor), transpose MIDI pitches diatonically or chromatically, and even constrain pitches to a key.

### Improved MIDI Recording

Pro Tools 7.3 software introduces several new functions and improvements to enhance your MIDI-recording process. MIDI regions are now always created on bar boundaries to help with looping and arrangement. And you can now click on the keyboard in MIDI and Instrument tracks to quickly select all of the same-pitched notes of your performance. What's more, with the new RTAS® Engine error suppression options, you can be sure that Pro Tools will keep moving along with your creativity—even when your system approaches its processing limits.

### New Automation Display

Automation graphics now update in real time.

### Improved Automation Indicators

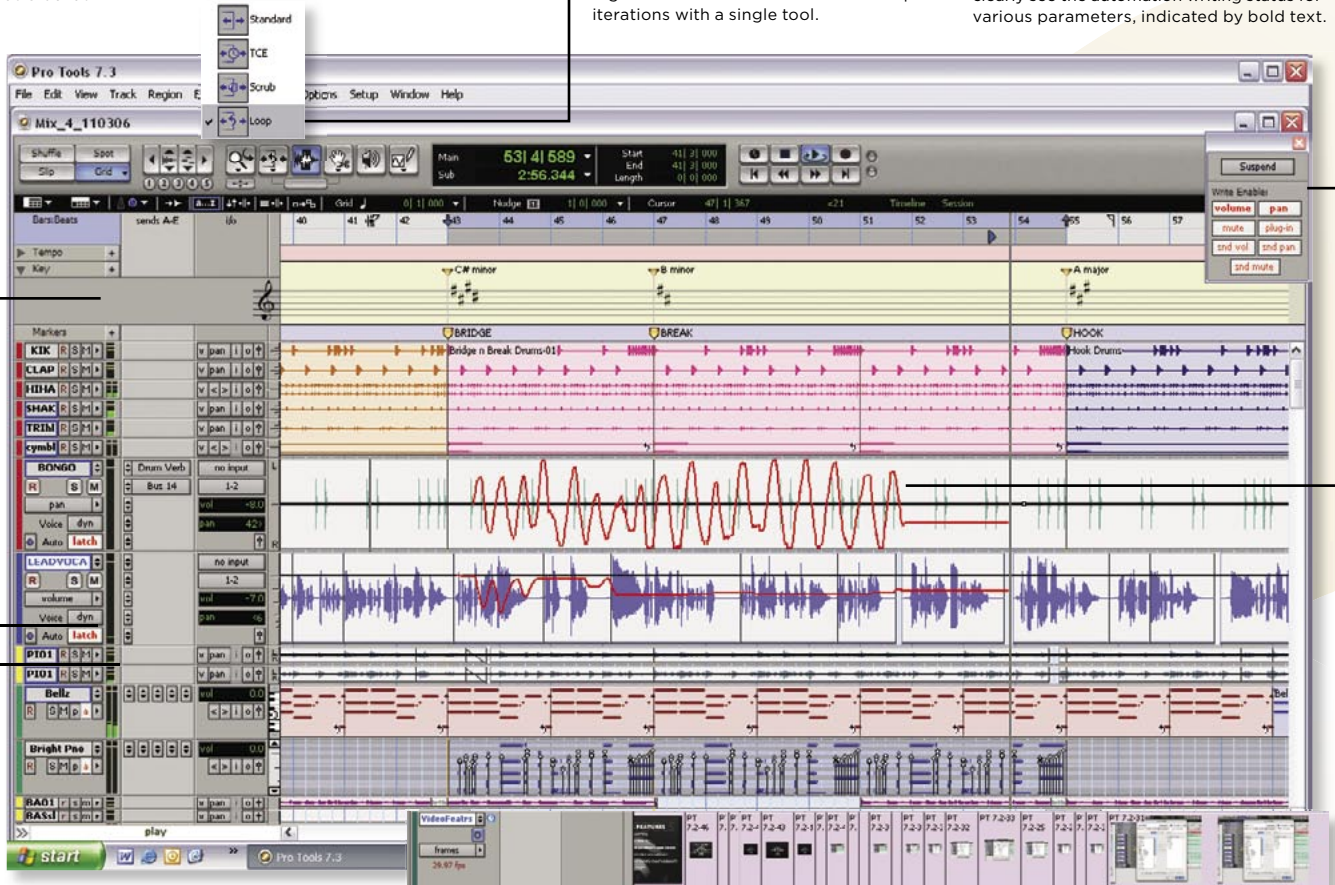
Automation enhancements allow you to clearly see the automation writing status for various parameters, indicated by bold text.

### New Key Signature Ruler

The new Key Signature ruler enables you to define key changes and affect transpositions on pitched MIDI tracks. This information also carries over when you export a session to a notation application such as Sibelius.

### New Loop Trim Tool

The new Loop Trim tool enables you to create loops from any audio or MIDI region. You can quickly trim the source region and then set the number of loop iterations with a single tool.

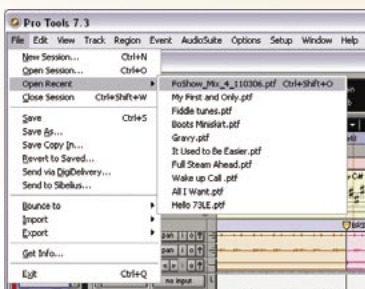


### New Track Size Enhancements

New track size enhancements feature two new height options: Micro and Fit to Window. You can also resize tracks to any height in between by simply clicking and dragging.

### New Open Recent Command

View and access your ten most recently opened sessions with the Open Recent command. There's also a shortcut to open your most recent session.



### New Group Features and Enhancements

The new group dialog and commands allow you to create, modify, duplicate, and delete now up to 104 groups, enabling you to control the parameters of multiple channels as one.



### New Video Features (LE)

With Pro Tools LE 7.3 and the DV Toolkit 2 option, you can edit QuickTime video as easily as audio as well as scrub video, tab to edits, define video region groups, compensate for output delays, and more.

### New Video Import Options

New Video Import options allow you to import audio and video in a single operation



### Edit and Mix Faster

Pro Tools 7.3 software comes packed with plenty of new editing and mixing tools and enhancements that'll have you working smarter and faster than ever.

### Dynamic Mixing

Forget about having to manually stop and restart the transport to make changes to your mix configuration—you can now make many common changes on the fly. Go ahead. Add or remove tracks; add, remove, or copy inserts and sends; change a track's I/O routing; re-order tracks; and make other changes without having to manually stop playback.

### Faster Workflow

New right-click functionality allows you to quickly perform common tasks by simply choosing a command from a shortcut menu. The Open Recent menu enables you to quickly open any of your last ten sessions; there's also a direct shortcut to your most recently opened session for even more convenience. You can also set your favorite EQ and dynamics processor as defaults, giving you fast access to these commonly used tools. The DigiBase browser now displays plug-in settings, enabling you to search them by name or manufacturer. You can also drag and drop plug-in settings from the browser onto empty inserts to add

the corresponding plug-in or drop a plug-in settings file onto a plug-in to load the setting. Pro Tools 7.3 software also enables you to easily insert and renumber memory locations.

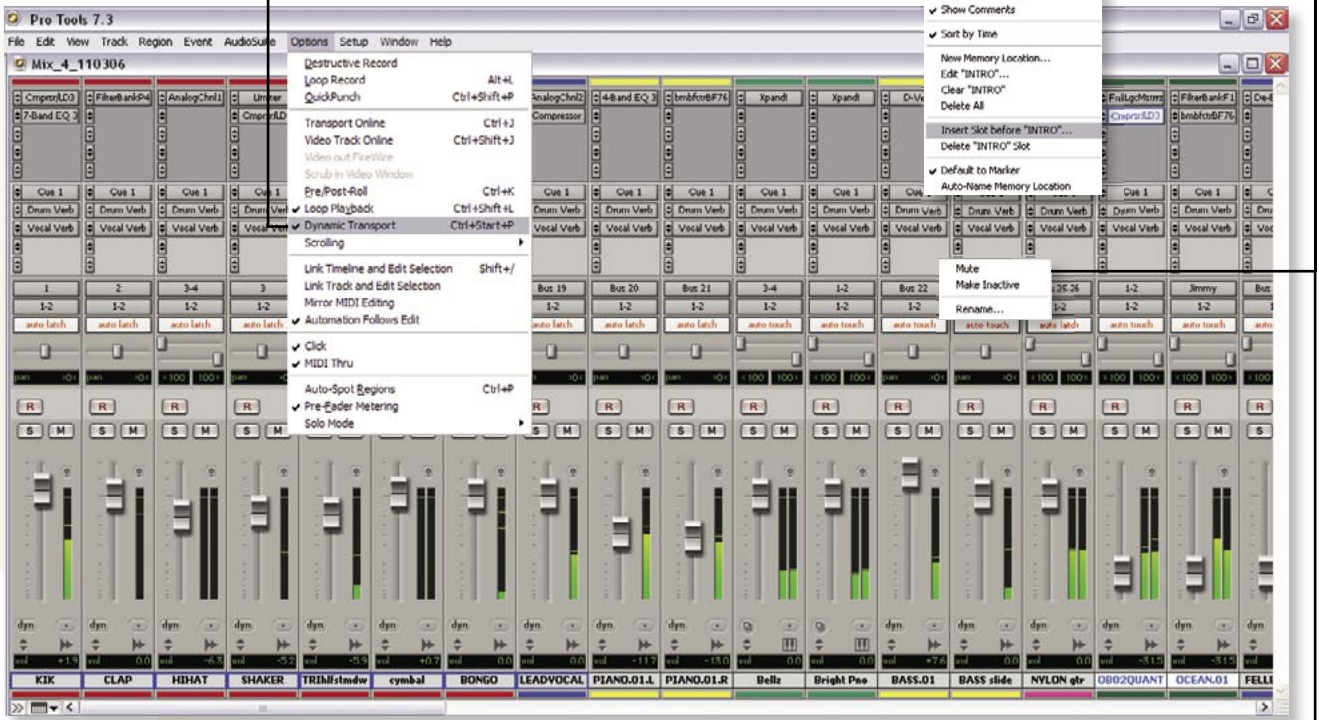
### Automation Enhancements

Automation data now displays in real time while it's being written, enabling you to actually see how you're affecting a track. How Pro Tools indicates a track's automation writing status has also been improved, allowing you to clearly see which parameter is being written, which parameters are write-enabled, and what's not write-enabled. You can also set Pro Tools to automatically enable all parameters of a plug-in



### New Dynamic Transport Mode

In Dynamic Transport mode, you can make a loop selection and move the Play Start marker for independent playback. Loop playback also updates automatically to the selection so you won't break your flow.



### New Right-Click Functionality

New right-click shortcut menus provide quick access to a number of commonly used commands such as renaming sends, inputs, and outputs without requiring you to open the I/O Setup window.

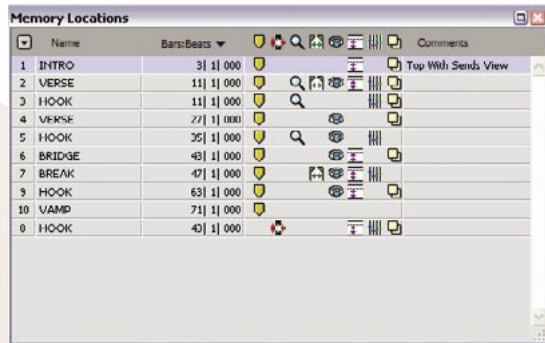
### New Window Configurations

The new Window Configurations feature lets you store up to 99 of your favorite views, which can include floating windows and Edit, Mix, and Transport window layouts, giving you easy access to the right tools and features for the task at hand.



### Memory Locations Enhancements

The Memory Locations window now includes separate tools and view filters, plus Window Configurations. You can also now edit memory locations and change their slot positions.



for automation when you add the plug-in to your mix.

### New Time Shift Plug-in

When you need to edit your work to fit an exact timeframe, the new DigiRack Time Shift plug-in employs some of the best-sounding algorithms in the industry for powerful time stretching and pitch shifting. Excellent for resizing loops in music production, Time Shift also offers presets for common pull-up and pull-down operations, making it an essential, easy-to-use tool in music and post-production applications.

### Work the Way You Want

With new user-customizable features and enhancements, Pro Tools 7.3 software lets you work the way you want to work with the utmost efficiency.

### Save Your Views

Save up to 99 of your favorite window views with the new Window Configurations feature, which allows you to have all of the right windows—in your chosen size, location, and order—at your fingertips for the project at hand. Save a set of open windows to handle just your recording needs. Create another that allows you to mix audio unencumbered. Have

all of the necessary windows ready for your post production projects. Or even tailor Window Configurations on a per-project basis. And to temporarily hide all floating windows and then bring them back exactly as they were, the new Hide All Open Floating Windows command will do just that.

### New Group Features

With Pro Tools 7.3 software, you now have a total of 104 Mix and Edit groups available at your disposal. In addition, the new group dialog and commands allow you to create, modify, duplicate, and delete groups quickly and easily.



### Customize Zoom Toggle and Track Heights

With the new Zoom Toggle preference, you can specify the track height, track view, and Edit grid resolution when zooming. Track height is now continuously variable, allowing you to quickly adjust a track's height by simply clicking and dragging. In addition, the Track Height pop-up menu includes two new options: Micro lets you see more tracks simultaneously, while the Fit to Window option expands the track to fill your entire window so you can better view and edit a selection more precisely.

### New Post Production Enhancements

With new video features, improvements, and enhanced interoperability, Pro Tools 7.3 software delivers more post capabilities and a speed boost to your productivity.

### Work with Video

Pro Tools 7.3 software adds a variety of features for working with video projects, including support for HD QuickTime formats such as H.264, HDV, and DVCPRO 100. A Video Engine Rate indicator now displays video frame rates, and DigiBase browsers let you search and sort video clips by compression type and other useful metadata. With Pro Tools LE 7.3 software and the DV Toolkit™ 2 option, you can add multiple video tracks to the Timeline with multiple video playlists and multiple QuickTime movies per track. You can also perform simple video edits right within Pro Tools, create and group video regions, and bounce edited video and audio as a new QuickTime movie. And you'll be able to

keep your projects better organized thanks to some new additions to the DigiBase browser.

### New HD Video Workflows

Pro Tools LE 7.3 software and the DV Toolkit 2 option together provide better integration when working with HD video. A new secondary time code ruler and a finer grid allow you to quickly position regions on HD frame boundaries. You can also tag AAF (Advanced Authoring Format) file exports with HD frame rates for compatibility with Avid video workstations.

### Native Support for Mac-Formatted HFS+ Disks on Windows XP (LE systems only)

With support for Mac-formatted HFS+ disks, you can now exchange sessions and files between Windows and Mac computers right from within Pro Tools LE 7.3 software on Windows XP. Available as an option in the installer menu, this new feature will greatly improve your workflow and efficiency in mixed platform environments.

### Field Recorder Support

You can now import monophonic and polyphonic WAV files and metadata recorded by a field recorder into Pro Tools. With Pro Tools LE and the DV Toolkit 2 option, you can also conform imported multichannel audio files to a guide track using the Expand to New Tracks command; Pro Tools will create new tracks for each alternate channel and apply any of the edits and fades from the guide track to these new tracks.

### Video

- Work with multiple QuickTime video clips, tracks, and playlists\*
- Edit QuickTime video as easily as audio\*
- Create and group video regions\*
- Support for additional HD QuickTime video formats, including H.264, HDV, and DVCPRO 100
- Export of AAF sequences at HD frame rates\*
- Import monophonic and polyphonic audio files recorded by a field recorder

### Hardware Support

- Supports the latest Digidesign and M-Audio\*\* hardware peripherals
- Support for recording/playback sessions from Mac-formatted HFS+ disks on Windows XP (Pro Tools LE only)

\* These features only available in Pro Tools LE 7.3 with the DV Toolkit 2 option.

\*\* Please visit [www.m-audio.com](http://www.m-audio.com) for the latest list of supported M-Audio peripherals with Pro Tools M-Powered software.



**PRO TOOLS LE 7**  
SOFTWARE



**PRO TOOLS M-POWERED 7**  
SOFTWARE

### System Requirements for Pro Tools LE Software

- Qualified Windows XP- or Mac-based Digidesign Pro Tools LE system

For the latest Digidesign product information and system requirements, visit [www.digidesign.com](http://www.digidesign.com).

### System Requirements for Pro Tools M-Powered Software

- Qualified Windows XP- or Mac-based computer
- Qualified M-Audio peripheral\*\*



#### DIGIDESIGN

2001 Junipero Serra Boulevard  
Daly City, CA 94014-3886 USA  
Tel: 650.731.6300  
Fax: 650.731.6399

#### TECHNICAL SUPPORT (USA)

Tel: 650.731.6100  
Fax: 650.731.6384

#### PRODUCT INFORMATION (USA)

Tel: 800.333.2137

#### INTERNATIONAL OFFICES

Visit the Digidesign website for contact information

©2007 Digidesign, a division of Avid Technology, Inc. All rights reserved. Product features, specifications, system requirements, and availability are subject to change without notice. Avid, Digidesign, M-Audio, DigiBase, DigiRack, DV Toolkit, Pro Tools, Pro Tools LE, Pro Tools M-Powered, and RTAS are either registered trademarks or trademarks of Avid Technology, Inc. in the U.S. and/or other countries. All other trademarks are the property of their respective owners. 9300-56383-00 Rev.A