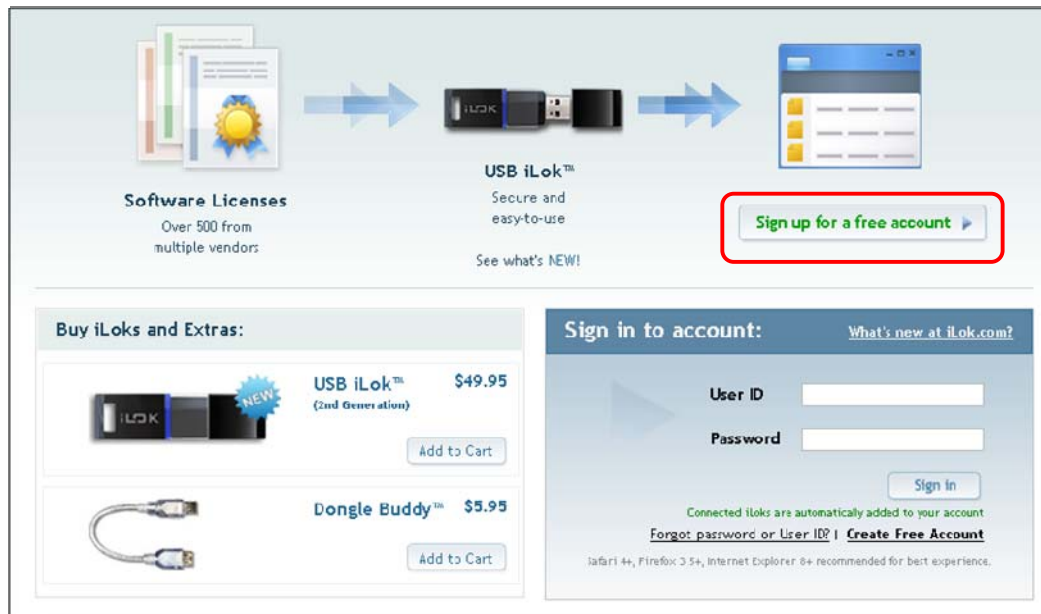


iLok.com でのアカウント作成、新規 iLok の登録方法

まず、www.ilok.com へアクセスしてください。

トップページの「Sign up for a free account」をクリックしてください。



The screenshot shows the iLok.com homepage. At the top, there are three main sections: 'Software Licenses' (Over 500 from multiple vendors), 'USB iLok™' (Secure and easy-to-use), and a 'Sign up for a free account' button highlighted with a red box. Below these are two columns: 'Buy iLoks and Extras:' featuring 'USB iLok™ (2nd Generation)' for \$49.95 and 'Dongle Buddy™' for \$5.95, both with 'Add to Cart' buttons; and 'Sign in to account:' with fields for 'User ID' and 'Password', a 'Sign In' button, and a 'Create Free Account' link. A note at the bottom of the sign-in section says 'Connected iLoks are automatically added to your account' and lists recommended browsers: Safari 4+, Firefox 3.5+, Internet Explorer 8+.

切り替わったページの「Create a free account」をクリックしてください。




The screenshot shows a promotional banner for iLok.com. The banner features the text 'Everything you wanted to know about iLoks but were afraid to ask' at the top. Below this is a graphic showing a computer screen with a list of software licenses, a USB iLok device, and several license cards with blue seals. The main text in the banner is 'Secure and Portable License Management' in large green letters. At the bottom right, there is a 'Create a free account' button highlighted with a red box.


次のページで以下の情報を入力してください。入力は全て半角英数字でお願いします。


ユーザーID はアカウント作成後には変更できませんので、ご注意ください。

Free account setup

NEW USERS ONLY - please do not set up an account if you already have one

 Already have an account? [Sign in here](#)

 Lost password? Login trouble? [Get assistance now](#)

 Why set up an account? To use with [supported software](#) and an [iLok](#).

The User ID you choose will be your account identifier and cannot be changed. In a studio setting, remember that while you may leave, the User ID you make for your company stays forever.

Company: (if applicable)

All fields below are required:

First Name:

Last Name:

Email: **Accounts require a valid email address**

Confirm Email: **Re-enter email address**

User ID:

Password:
Medium

Verify Password:

万が一、ユーザーID やパスワードを忘れてしまった場合の本人確認の為の情報を入力してください。生年月日と Security Question を選択し、その Question に対する答えを半角英数字で入力してください。

Privacy Agreement の項目はどちらかにチェックが入っているとニュースメール等(英語)でアップデート情報等が受けられます。

必要のない場合はチェックを外してください。

最後に「Yes, I have read and agree to the Terms of Use」にチェックを入れて「Create Account」をクリックしてください。

Verification Information (required to reset password)

Date of Birth:

Security Question:

Security Answer:

*You will need to enter your Security Answer **exactly** as you have entered it here to retrieve your password.*

Privacy Agreement

Please select your desired privacy options from the check boxes below. Note that these options will enable you to receive important account, services and product information. Details can be found in our privacy policy.

Notify me with information regarding my account and iLok.com updates.

Allow software vendors of products on my iLok to contact me regarding special offers.

Terms and Conditions

Please read our Terms of Use and Privacy Policy. Check the "Yes" checkbox if you agree to the terms.

Yes, I have read and agree to the Terms of Use.

入力した情報に問題がなければ、ご登録 E メールアドレスに確認のメールが送信されます。

Please read your e-mail now to activate your account.

Before you can access your new or updated account, you must confirm your e-mail address. A confirmation e-mail has been sent to the address you specified:

██

When you receive the e-mail, follow the instructions to confirm and activate your account.

If you do not receive the confirmation e-mail, please make sure that it has not been blocked by a junk mail filter. Note that the confirmation e-mail will be sent with the subject "iLok.com Registration Confirmation" from the address "service@ilok.com".

Before contacting us regarding missing confirmation e-mails, you should check with your ISP to make sure that they are not blacklisting the ilok.com or paceap.com domains.

以下のようなメールが届きます。

iLok.com Registration Confirmation - Dear ██████ Thank you for registering with iLok.com. Click on the link below to confirm your e-mail ...

メール内のリンクをクリックしてください。

Dear ██████

Thank you for registering with iLok.com. Click on the link below to confirm your e-mail address and activate your "kawamuraatest" account:

<http://www.ilok.com/c/c?v=OXR52FXJ██%26a%3DiLokManager>

The above link is meant to be used one time. After clicking through and confirming your account, you may log into iLok.com using this URL:

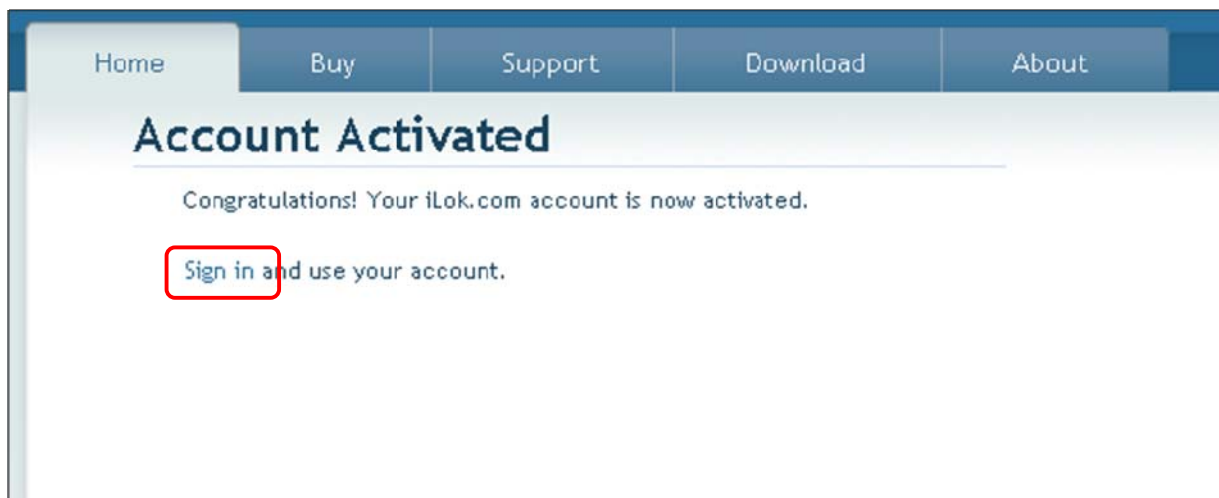
<http://www.iLok.com/>

Thank you for using iLok.com!

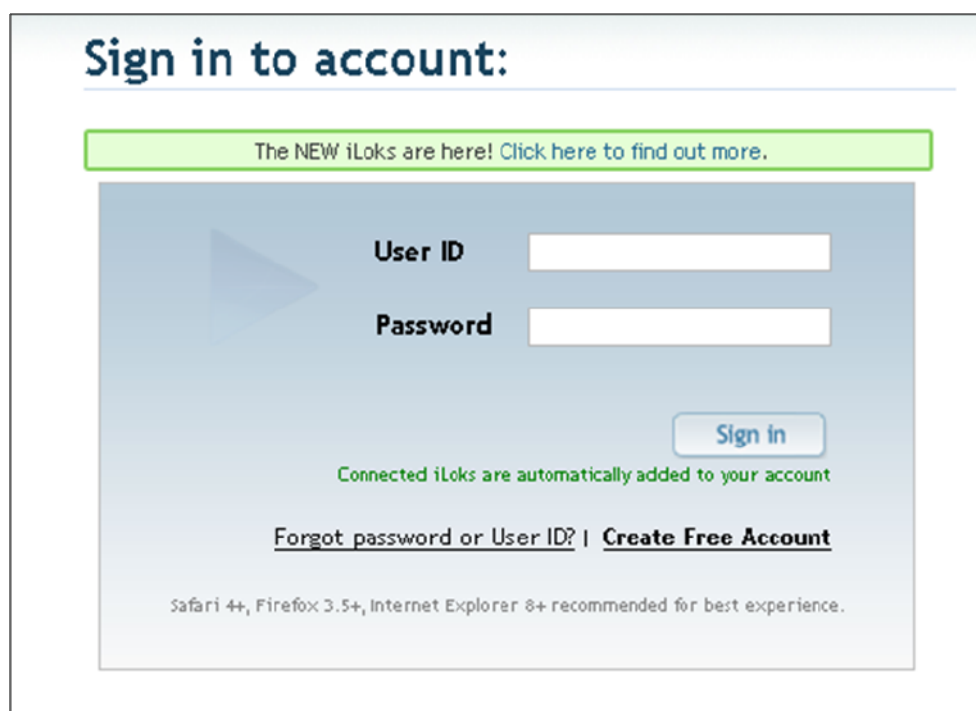
The iLok.com Team

Please do not reply to this e-mail. Mail sent to this address cannot be answered. For assistance, go to iLok.com and choose the "Help" link in the header of any page.

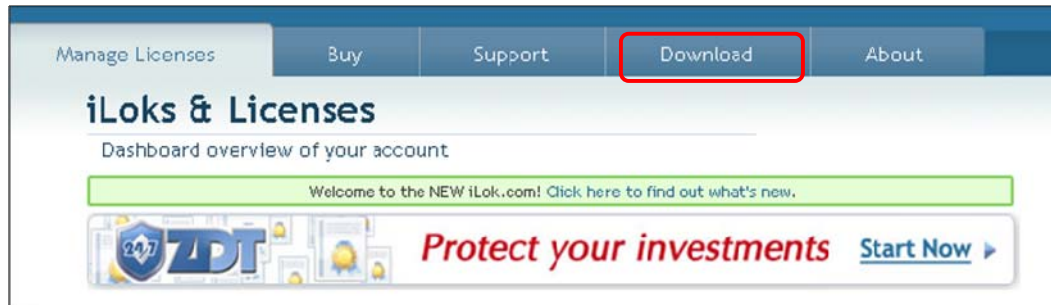
再度、iLok.com へリンクされておりますので、「Sign in」をクリックしてください。



登録したユーザーID とパスワードでログインしてください。



ログイン後に「Download」のタブをクリックしてください。



iLok Client Installer と iLok Driver Installer を両方ダウンロードしてインストールしてください。インストール後にコンピュータの再起動を求められます。

How do I know which to install?

- **My computer is used to access iLok.com AND to run protected software.**
You need the iLok Client Software and the iLok Driver.
- **My computer is used ONLY to run protected software, not to access iLok.com.**
You need only the iLok Driver.

Latest Releases for Mac

iLok Client Installer (12 Oct 09)
Required to add licenses to your iLok
[Mac OS X](#)

iLok Driver Installer (9 Nov 10)
Required to use iLok enabled software
[Mac OS X](#)

System Requirements*

OS X 10.3.9 or higher (except 10.4.4)
Safari 4+, or Firefox 3.5+ (recommended)

To install:

1. Download Installer.
2. Quit browser, run installer.
3. Start browser, sign in to site.

*iLok-protected software requirements may differ

Latest Releases for PC

iLok Client Installer (10 Nov 10)
Required to add licenses to your iLok
[Windows \(XP, Vista, Win 7\)](#)

iLok Driver Installer (9 Nov 10)
Required to use iLok enabled software
[Windows \(XP, Vista, Win 7\)](#)

System Requirements*

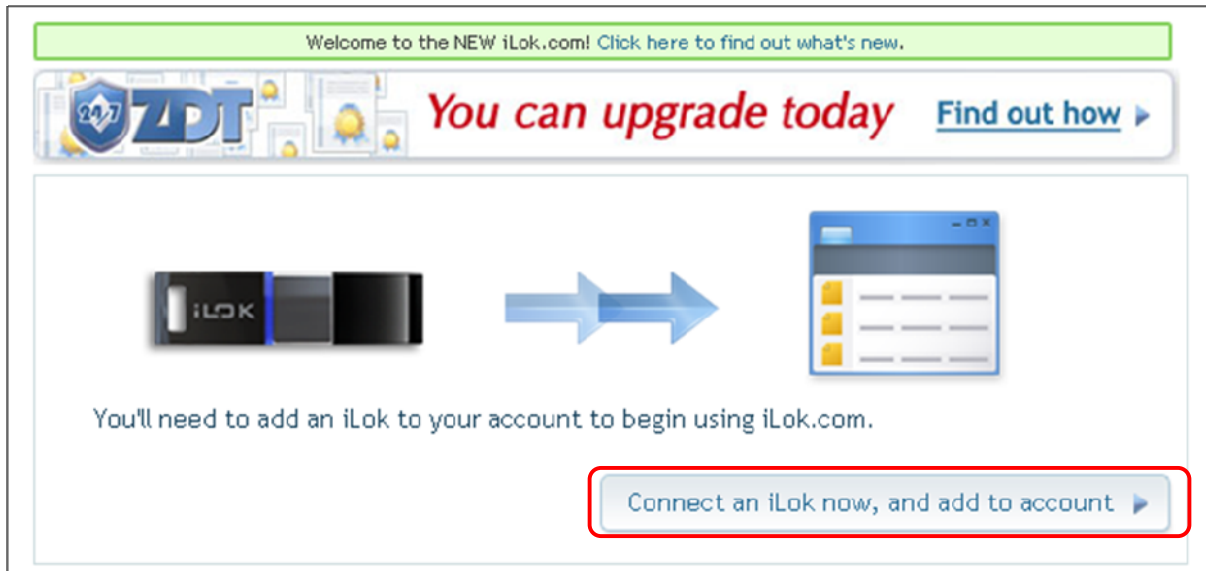
Windows 7, Vista, XP
Firefox 3.5+, Internet Explorer 8+ (recommended)

To install:

1. Download Installer.
2. Quit browser, run installer.
3. Start browser, sign in to site.




*iLok-protected software requirements may differ

再起動後に再度 iLok.com にアクセス/ログインし、iLok を接続して「Connect an iLok now, and add to account」をクリックしてください。



Welcome to the NEW iLok.com! [Click here to find out what's new.](#)

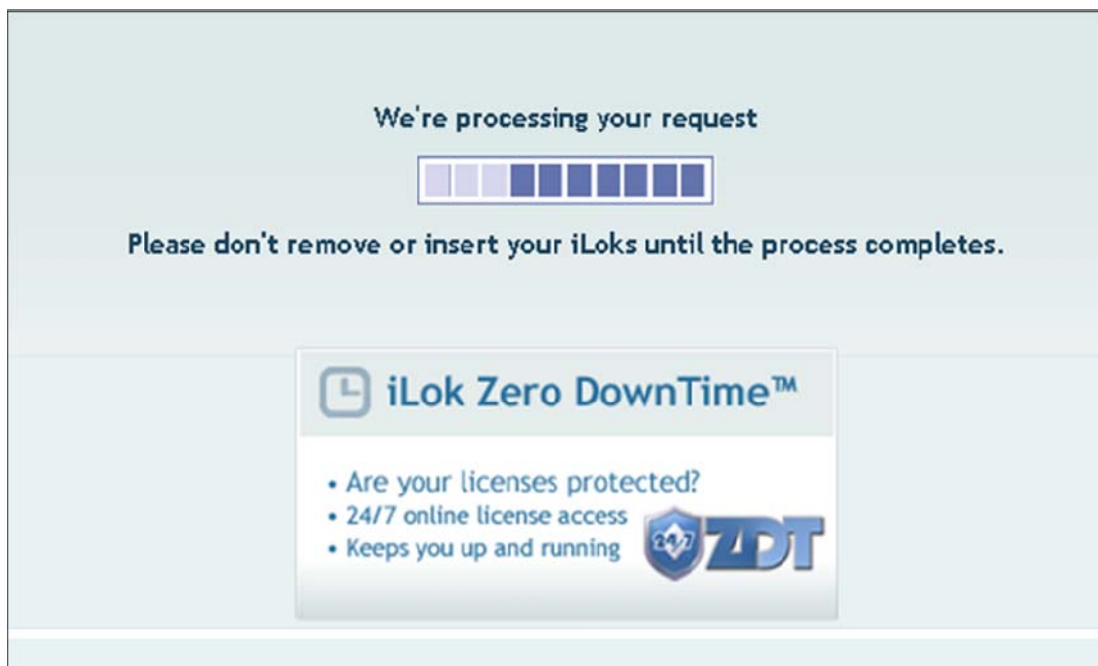
ZDT You can upgrade today [Find out how ▶](#)


You'll need to add an iLok to your account to begin using iLok.com.

[Connect an iLok now, and add to account ▶](#)


しばらく読み込みが行われますので、お待ちください。
この間、絶対に iLok を外したり、ブラウザの画面を切り替えたりしないでください。




We're processing your request



Please don't remove or insert your iLoks until the process completes.



- Are your licenses protected?
- 24/7 online license access
- Keeps you up and running



iLok が読み込まれ、以下のページが表示されましたら、「Save and Continue」をクリックしてください。

A connected iLok has been added to your account
If you DON'T want this iLok to remain on your account, click "remove from account"

iLok Serial #	Name	
0x00097C18	iLok 1	Remove from account

[Save and Continue](#)

アカウントのトップページに戻ります。

「Remove from account」はクリックしないでください。iLok の登録を解除することになります。

Your iLok [Add new iLok +](#)

[Download Spreadsheet](#)

Name	# Licenses	Last Updated	Found	ZDT Coverage
iLok 1	0	01/07/2011		Add Now

iLok Newly Registered To [Remove from account](#)

以上で、新規アカウント作成、及び新規 iLok の登録が完了です。